



CERTIFICATION OF TAXABLE VALUE

DR-420
R. 6/10
Rule 12D-16.002
Florida Administrative Code

Year 2010	County VOLUSIA
Principal Authority FLORIDA INLAND NAVIGATION DIST	Taxing Authority FLORIDA INLAND NAVIGATION DIST

SECTION I: COMPLETED BY PROPERTY APPRAISER			
1.	Current year taxable value of real property for operating purposes	\$ 24,151,100,070	(1)
2.	Current year taxable value of personal property for operating purposes	\$ 2,356,412,577	(2)
3.	Current year taxable value of centrally assessed property for operating purposes	\$ 48,330,066	(3)
4.	Current year gross taxable value for operating purposes <i>(Line 1 plus Line 2 plus Line 3)</i>	\$ 26,555,842,713	(4)
5.	Current year net new taxable value (Add new construction, additions, rehabilitative improvements increasing assessed value by at least 100%, annexations, and tangible personal property value over 115% of the previous year's value. Subtract deletions.)	\$ 212,192,435	(5)
6.	Current year adjusted taxable value <i>(Line 4 minus Line 5)</i>	\$ 26,343,650,278	(6)
7.	Prior year FINAL gross taxable value from prior year applicable Form DR-403 series	\$ 30,562,014,607	(7)
8.	Does the taxing authority include tax increment financing areas? If yes, enter number of worksheets (DR-420TIF) attached. If none, enter 0	<input type="checkbox"/> Yes <input checked="" type="checkbox"/> No	Number 0 (8)
9.	Does the taxing authority levy a voted debt service millage or a millage voted for 2 years or less under s. 9(b), Article VII, State Constitution? (If yes, enter the number of forms DR-420DEBT, <i>Certification of Voted Debt Millage</i> for each debt service levy.)	<input type="checkbox"/> Yes <input checked="" type="checkbox"/> No	Number 0 (9)

SIGN HERE	Property Appraiser Certification I certify the taxable values above are correct to the best of my knowledge.	
	Signature of Property Appraiser	Date
	Electronically Certified by Property Appraiser on 7/1/2010 10:32 AM	

SECTION II: COMPLETED BY TAXING AUTHORITY			
If this portion of the form is not completed in FULL your authority will be denied TRIM certification and possibly lose its millage levy privilege for the tax year. If any line is not applicable, -0-.			
10.	Prior year operating millage levy <i>(If prior year millage was adjusted then use adjusted millage from Form DR-422)</i>	0.0345	per \$1,000 (10)
11.	Prior year ad valorem proceeds <i>(Line 7 multiplied by Line 10, divided by 1,000)</i>	\$ 1,054,390	(11)
12.	Amount, if any, paid or applied in prior year as a consequence of an obligation measured by a dedicated increment value <i>(Sum of either Lines 6c or Line 7a for all DR-420TIF forms)</i>	\$ 0	(12)
13.	Adjusted prior year ad valorem proceeds <i>(Line 11 minus Line 12)</i>	\$ 1,054,390	(13)
14.	Dedicated increment value, if any <i>(Sum of either Line 6b or Line 7e for all DR-420TIF forms)</i>	\$ 0	(14)
15.	Adjusted current year taxable value <i>(Line 6 minus Line 14)</i>	\$ 26,343,650,278	(15)
16.	Current year rolled-back rate <i>(Line 13 divided by Line 15, multiplied by 1,000)</i>	0.0388	per \$1000 (16)
17.	Current year proposed operating millage rate	0.0345	per \$1000 (17)
18.	Total taxes to be levied at proposed millage rate <i>(Line 17 multiplied by Line 4, divided by 1,000)</i>	\$ 916,177	(18)

19.	TYPE of principal authority (check one)	<input type="checkbox"/> County	<input checked="" type="checkbox"/> Independent Special District	(19)
		<input type="checkbox"/> Municipality	<input type="checkbox"/> Water Management District	
20.	Applicable taxing authority (check one)	<input checked="" type="checkbox"/> Principal Authority	<input type="checkbox"/> Dependent Special District	(20)
		<input type="checkbox"/> MSTU	<input type="checkbox"/> Water Management District Basin	
21.	Is millage levied in more than one county? (check one)	<input checked="" type="checkbox"/> Yes <input type="checkbox"/> No		(21)

DEPENDENT SPECIAL DISTRICTS AND MSTUs



STOP HERE - SIGN AND SUBMIT

22.	Enter the total adjusted prior year ad valorem proceeds of the principal authority, all dependent special districts, and MSTUs levying a millage. <i>(The sum of Line 13 from all DR-420 forms)</i>	\$	3,726,511	(22)
23.	Current year aggregate rolled-back rate <i>(Line 22 divided by Line 15, multiplied by 1,000)</i>		0.0000 per \$1,000	(23)
24.	Current year aggregate rolled-back taxes <i>(Line 4 multiplied by Line 23, divided by 1,000)</i>	\$	0	(24)
25.	Enter total of all operating ad valorem taxes proposed to be levied by the principal taxing authority, all dependent districts, and MSTUs, if any. <i>(Total of Line 18 from all DR-420 forms)</i>	\$	3,409,558	(25)
26.	Current year proposed aggregate millage rate <i>(Line 25 divided by Line 4, multiplied by 1,000)</i>		0.0000 per \$1,000	(26)
27.	Current year proposed rate as a percent change of rolled-back rate <i>(Line 26 divided by Line 23, minus 1, multiplied by 100)</i>		0.00 %	(27)

First public budget hearing	Date 9/17/2010	Time 5:30 PM	Place City of West Palm Beach Commission Chambers, 401 Clematis Street, W.P.B. FL 33401
------------------------------------	-------------------	-----------------	--

SIGN HERE	Taxing Authority Certification	I certify the millages and rates are correct to the best of my knowledge. The millages comply with the provisions of s. 200.065 and the provisions of either s. 200.071 or s. 200.081, F.S.		
	Signature of Chief Administrative Officer Electronically Certified by Taxing Authority on 7/30/2010 10:44 AM		Date	
	Title ACCOUNTANT	Contact Name GLENN SCAMBLER		
	Mailing Address 1314 MARCINSKI RD	Physical Address 1314 MARCINSKI ROAD		
	City, State, Zip JUPITER, FLORIDA 33477	Phone Number 561-627-3386	Fax Number 561-624-6480	

CERTIFICATION OF TAXABLE VALUE INSTRUCTIONS

“Principal Authority” is a county, municipality, or independent special district (including water management districts).

“Taxing Authority” is the entity levying the millage. This includes the principal authority, any special district dependent to the principal authority, any county municipal service taxing unit (MSTU), and water management district basins.

Each taxing authority must submit to their property appraiser a DR-420 and the following forms, as applicable:

- DR-420TIF, *Tax Increment Adjustment Worksheet*
- DR-420DEBT, *Certification of Voted Debt Millage*
- DR-420MM-P, *Maximum Millage Levy Calculation - Preliminary Disclosure*

Section I: Property Appraiser

Use this DR-420 form for all taxing authorities except school districts. Complete Section I, Lines 1 through 9, for each county, municipality, independent special district, dependent special district, MSTU, and multicounty taxing authority. Enter only taxable values that apply to the taxing authority indicated. Use a separate form for the principal authority and each dependent district, MSTU and water management district basin.

Line 8

Complete a DR-420TIF for each taxing authority making payments to a redevelopment trust fund under Section 163.387(2)(a), Florida Statutes or by an ordinance, resolution or agreement to fund a project or to finance essential infrastructure.

Check "Yes" if the taxing authority makes payments to a redevelopment trust fund. Enter the number of DR-420TIF forms attached for the taxing authority on Line 8. Enter 0 if none.

Line 9

Complete a DR-420DEBT for each taxing authority levying either a voted debt service millage (s.12, Article VII, State Constitution) or a levy voted for two years or less (s. 9(b), Article VII, State Constitution).

Check "Yes" if the taxing authority levies either a voted debt service millage or a levy voted for 2 years or less (s. 9(b), Article VII, State Constitution). These levies do not include levies approved by a voter referendum not required by the State Constitution. Complete and attach DR-420DEBT. Do not complete a separate DR-420 for these levies.

Send a copy to each taxing authority and keep a copy. When the taxing authority returns the DR-420 and the accompanying forms, immediately send the original to:

Florida Department of Revenue
Property Tax Oversight Program - TRIM
P. O. Box 3000
Tallahassee, Florida 32315-3000

Section II: Taxing Authority

Complete Section II. Keep one copy, return the original and one copy to your property appraiser with the applicable DR-420TIF, DR-420DEBT, and DR-420MM-P within 35 days of certification. Send one copy to the tax collector. “Dependent special district” (ss. 200.001(8)(d) and 189.403(2), F.S.) means a special district that meets at least one of the following criteria:

- The membership of its governing body is identical to that of the governing body of a single county or a single municipality.
- All members of its governing body are appointed by the governing body of a single county or a single municipality.
- During their unexpired terms, members of the special district's governing body are subject to removal at will by the governing body of a single county or a single municipality.
- The district has a budget that requires approval through an affirmative vote or can be vetoed by the governing body of a single county or a single municipality.

“Independent special district” (ss. 200.001(8)(e) and 189.403(3), F.S.) means a special district that is not a dependent special district as defined above. A district that includes more than one county is an independent special district unless the district lies wholly within the boundaries of a single municipality.

“Nonvoted millage” is any millage not defined as a “voted millage” in s. 200.001(8)(f), F.S.

Lines 12 and 14

Adjust the calculation of the rolled-back rate for tax increment values and payment amounts. See the instructions for DR-420TIF. On Lines 12 and 14, carry forward values from the DR-420TIF forms.

Line 24

Include only those levies derived from millage rates.

All forms for taxing authorities are available on our website at

<http://dor.myflorida.com/dor/property/trimmax.html>

From: "eTRIM" <eTRIM@dor.state.fl.us>
To: linda.pilcher@swfwmd.fl.us; vhr@srwmd.org; vkroger@sjrwmd.com; kknowles@sitd.us; mquigley@sfwmd.gov; ablakeslee@rcid.dst.fl.us; . . .
Date: 7/26/10 11:39AM
Subject: Electronic TRIM

To: Participating eTRIM Multi-County Taxing Authorities and Property Appraisers
From: Menee Rumlin-Bond
Subj: eTRIM System

Thank you for participating in the Department of Revenue's eTRIM system for completing and certifying your 2010 DR-420 TRIM forms. This email is to advise you of a modification to the system that will allow the entry of multi-county rolled-back rates on the DR-420 and DR-420MMP forms and to let you know of an issue which will require that district-wide summary forms be completed off the eTRIM system.

First, the issue of entering a district-wide rolled-back rate. As you know, the rolled-back rate entered on individual county forms for multi-county districts is the rate calculated for the entire district, not the rate that would be calculated only for the individual county. Because all counties are not participating in the eTRIM system, the district-wide rolled-back rate cannot be calculated within the system. A grid has been added to the first screen that appears after logging-in that allows multi-county districts to enter the correct district-wide rolled-back rate for each of their levies. These rates must be calculated off-line. When entered in the grid, they will automatically be entered into the individual county DR-420 and DR-420MMP forms.

Secondly, on the eTRIM system the district-wide summary forms are automatically filled in based on the entries in the individual county forms. However, because not all counties are participating only partial data is currently being entered. This is to advise you that the Department will not be able to correct this problem this year. As a result, in addition to submitting the individual county forms on the eTRIM system, multi-county taxing authorities will have to also submit hard copies of their summary forms to each of the property appraisers using the eTRIM system. These should be the same forms prepared for and submitted to those counties not participating in the system.

Each property appraiser participating in the eTRIM system is also being copied with this email to make them aware of the issue with district-wide summary forms. Property appraisers are requested to forward these district-wide forms to the Department as they have done in past years with all forms submitted. We apologize for this inconvenience. It should be corrected for next year.

If you have any questions or need additional information or assistance, please contact the eTRIM administrator at eTRIM@dor.state.fl.us or 850.617.8914.

NOTIFICATION TO RECIPIENTS: If you have received this e-mail in error, please notify us immediately by return e-mail. If you receive a Florida Department of Revenue communication that contains personal or confidential information, and you are not the intended recipient, you



District Wide

Page 1

CERTIFICATION OF TAXABLE VALUE

DR-420
R. 6/10
Rule 12D-16.002
Florida Administrative Code

Year	2010	County	Multi-County Recap
Principal Authority	FIND	Taxing Authority	FIND

SECTION I: COMPLETED BY PROPERTY APPRAISER

1.	Current year taxable value of real property for operating purposes	\$	603,610,095,500	(1)
2.	Current year taxable value of personal property for operating purposes	\$	39,119,776,397	(2)
3.	Current year taxable value of centrally assessed property for operating purposes	\$	590,754,571	(3)
4.	Current year gross taxable value for operating purposes (Line 1 plus Line 2 plus Line 3)	\$	643,320,626,468	(4)
5.	Current year net new taxable value (Add new construction, additions, rehabilitative improvements increasing assessed value by at least 100%, annexations, and tangible personal property value over 115% of the previous year's value. Subtract deletions.)	\$	7,665,364,895	(5)
6.	Current year adjusted taxable value (Line 4 minus Line 5)	\$	635,655,261,573	(6)
7.	Prior year FINAL gross taxable value from prior year applicable Form DR-403 series	\$	714,969,853,153	(7)
8.	Does the taxing authority include tax increment financing areas? If yes, enter number of worksheets (DR-420TIF) attached. If none, enter 0	<input type="checkbox"/> Yes <input checked="" type="checkbox"/> No	Number	(8)
9.	Does the taxing authority levy a voted debt service millage or a millage voted for 2 years or less under s. 9(b), Article VII, State Constitution? (If yes, enter the number of forms DR-420DEBT, Certification of Voted Debt Millage for each debt service levy.)	<input type="checkbox"/> Yes <input checked="" type="checkbox"/> No	Number	(9)

SIGN HERE	Property Appraiser Certification	I certify the taxable values above are correct to the best of my knowledge.	
	Signature of Property Appraiser	Date	

SECTION II: COMPLETED BY TAXING AUTHORITY

If this portion of the form is not completed in FULL your authority will be denied TRIM certification and possibly lose its millage levy privilege for the tax year. If any line is not applicable, -0-.

10.	Prior year operating millage levy (If prior year millage was adjusted then use adjusted millage from Form DR-422)	.0345	per \$1,000	(10)
11.	Prior year ad valorem proceeds (Line 7 multiplied by Line 10, divided by 1,000)	\$	24,666,460	(11)
12.	Amount, if any, paid or applied in prior year as a consequence of an obligation measured by a dedicated increment value (Sum of either Lines 6c or Line 7a for all DR-420TIF forms)	\$		(12)
13.	Adjusted prior year ad valorem proceeds (Line 11 minus Line 12)	\$	24,666,460	(13)
14.	Dedicated increment value, if any (Sum of either Line 6b or Line 7e for all DR-420TIF forms)	\$		(14)
15.	Adjusted current year taxable value (Line 6 minus Line 14)	\$	635,655,261,573	(15)
16.	Current year rolled-back rate (Line 13 divided by Line 15, multiplied by 1,000)	.0388	per \$1000	(16)
17.	Current year proposed operating millage rate	.0345	per \$1000	(17)
18.	Total taxes to be levied at proposed millage rate (Line 17 multiplied by Line 4, divided by 1,000)	\$	22,194,562	(18)

Continued on page 2

19.	TYPE of principal authority (check one)	<input type="checkbox"/> County	<input checked="" type="checkbox"/> Independent Special District	(19)
		<input type="checkbox"/> Municipality	<input type="checkbox"/> Water Management District	
20.	Applicable taxing authority (check one)	<input checked="" type="checkbox"/> Principal Authority	<input type="checkbox"/> Dependent Special District	(20)
		<input type="checkbox"/> MSTU	<input type="checkbox"/> Water Management District Basin	
21.	Is millage levied in more than one county? (check one)	<input checked="" type="checkbox"/> Yes	<input type="checkbox"/> No	(21)


DEPENDENT SPECIAL DISTRICTS AND MSTUs

STOP HERE - SIGN AND SUBMIT

22.	Enter the total adjusted prior year ad valorem proceeds of the principal authority, all dependent special districts, and MSTUs levying a millage. (The sum of Line 13 from all DR-420 forms)	\$	<i>District wide</i> 24,666,460	(22)
23.	Current year aggregate rolled-back rate (Line 22 divided by Line 15, multiplied by 1,000)		.0388 per \$1,000	(23)
24.	Current year aggregate rolled-back taxes (Line 4 multiplied by Line 23, divided by 1,000)	\$	24,960,840	(24)
25.	Enter total of all operating ad valorem taxes proposed to be levied by the principal taxing authority, all dependent districts, and MSTUs, if any. (Total of Line 18 from all DR-420 forms)	\$	22,194,562	(25)
26.	Current year proposed aggregate millage rate (Line 25 divided by Line 4, multiplied by 1,000)		.0345 per \$1,000	(26)
27.	Current year proposed rate as a percent change of rolled-back rate (Line 26 divided by Line 23, minus 1, multiplied by 100)		-11.08 %	(27)

District Wide

First public budget hearing	Date Sept. 17th 2010	Time 5:30 PM	Place 561-627-3386 City of West Palm Beach Commission Chambers, 401 Clematis St. W.P.B. FL
------------------------------------	----------------------------	-----------------	---

SIGN HERE	Taxing Authority Certification	I certify the millages and rates are correct to the best of my knowledge. The millages comply with the provisions of s. 200.065 and the provisions of either s. 200.071 or s. 200.081, F.S. 33401		
	Signature of Chief Administrative Officer			Date 7/29/10
	Title Accountant	Contact Name Glenn Scambler		
	Mailing Address 1314 Marcinski Rd	Physical Address Same		
	City, State, Zip Jupiter, FL 33477	Phone Number 561 627 3386	Fax Number 561 624 6480	



**MAXIMUM MILLAGE LEVY CALCULATION
PRELIMINARY DISCLOSURE**
For municipal governments, counties, and special districts

DR-420MM-P
R. 6/10
Rule 12D-16.002
Florida Administrative Code

Year	2010	County	Multi-County Recap
Principal Authority	Florida Inland Navigation District	Taxing Authority	Florida Inland Navigation District

1.	Is your taxing authority a municipality or independent special district that has levied ad valorem taxes for less than 5 years?	<input type="checkbox"/> Yes <input checked="" type="checkbox"/> No	(1)
----	---	---	-----


IF YES, STOP STOP HERE. SIGN AND SUBMIT. You are not subject to a millage limitation.


2.	Current year rolled-back rate from Current Year Form DR-420, Line 16	.0388	per \$1,000	(2)
3.	Prior year maximum millage rate with a majority vote from 2009 Form DR-420MM, Line 13	.0418	per \$1,000	(3)
4.	Prior year operating millage rate from Current Year Form DR-420, Line 10	.0345	per \$1,000	(4)

Do not use this information to determine the maximum millage rate. The information is for informational purposes only.

Adjust rolled-back rate based on prior year majority-vote maximum millage rate				
5.	Prior year final gross taxable value from Current Year Form DR-420, Line 7	\$	714,969,853,153	(5)
6.	Prior year maximum ad valorem proceeds with majority vote <i>(Line 3 multiplied by Line 5 divided by 1,000)</i>	\$	29,885,740	(6)
7.	Amount, if any, paid or applied in prior year as a consequence of an obligation measured by a dedicated increment value from Current Year Form DR-420 Line 12	\$	0	(7)
8.	Adjusted prior year ad valorem proceeds with majority vote <i>(Line 6 minus Line 7)</i>	\$	29,885,740	(8)
9.	Adjusted current year taxable value from Current Year form DR-420 Line 15	\$	635,655,261,573	(9)
10.	Adjusted current year rolled-back rate <i>(Line 8 divided by Line 9, multiplied by 1,000)</i>	.0470	per \$1,000	(10)

Calculate maximum millage levy				
11.	Rolled-back rate to be used for maximum millage levy calculation <i>(Enter Line 10 if adjusted or else enter Line 2)</i>	.0470	per \$1,000	(11)
12.	Change in per capita Florida personal income <i>(See Line 12 Instructions)</i>	.9811		(12)
13.	Majority vote maximum millage rate allowed <i>(Line 11 multiplied by Line 12)</i>	.0461	per \$1,000	(13)
14.	Two-thirds vote maximum millage rate allowed <i>(Multiply Line 13 by 1.10)</i>	.0507	per \$1,000	(14)
15.	Current year proposed millage rate	.0345	per \$1,000	(15)
16.	Minimum vote required to levy proposed millage: (Check one)			(16)
<input checked="" type="checkbox"/> a. Majority vote of the governing body: Check here, if Line 15 is less than or equal to Line 13. The maximum millage rate is equal to the majority vote maximum rate. <i>Enter Line 13 on Line 17.</i> <input type="checkbox"/> b. Two-thirds vote of governing body: Check here if Line 15 is less than or equal to Line 14, but greater than Line 13. The maximum millage rate is equal to proposed rate. <i>Enter Line 15 on Line 17.</i> <input type="checkbox"/> c. Unanimous vote of the governing body, or 3/4 vote if nine members or more: Check here if Line 15 is greater than Line 14. The maximum millage rate is equal to the proposed rate. <i>Enter Line 15 on Line 17.</i> <input type="checkbox"/> d. Referendum: The maximum millage rate is equal to the proposed rate. <i>Enter Line 15 on Line 17.</i>				
17.	The selection on Line 16 allows a maximum millage rate of <i>(Enter rate indicated by choice on Line 16)</i>	.0461	per \$1,000	(17)
18.	Current year gross taxable value from Current Year Form DR-420, Line 4	\$	643,320,626,468	(18)

19.	Current year proposed taxes (Line 15 multiplied by Line 18, divided by 1,000)	\$	22,194,562	(19)
20.	Total taxes levied at the maximum millage rate (Line 17 multiplied by Line 18, divided by 1,000)	\$	29,657,081	(20)
				
21.	Enter the current year proposed taxes of all dependent special districts & MSTUs levying a millage (The sum of all Lines 19 from each district's Form DR-420 MM-P)	\$		(21)
22.	Total current year proposed taxes (Line 19 plus Line 21)	\$	22,194,562	(22)
Total Maximum Taxes				
23.	Enter the taxes at the maximum millage of all dependent special districts & MSTUs levying a millage (The sum of all Lines 20 from each district's Form DR-420 MM-P)	\$		(23)
24.	Total taxes at maximum millage rate (Line 20 plus line 23)	\$	29,657,081	(24)
Total Maximum Versus Total Taxes Levied				
25.	Are total current year proposed taxes on Line 22 equal to or less than total taxes at the maximum millage rate on Line 24? (Check one)	<input checked="" type="checkbox"/> Yes <input type="checkbox"/> No		(25)

SIGN HERE	Taxing Authority Certification		I certify the millages and rates are correct to the best of my knowledge. The millages comply with the provisions of s. 200.065 and the provisions of either s. 200.071 or s. 200.081, F.S.	
	Signature of Chief Administrative Officer		Date	
			07/27/2010	
	Title Accountant		Contact Name Glenn Scambler	
	Mailing Address 1314 Marcinski Rd		Physical Address 1314 Marcinski Rd	
City, State, Zip Jupiter, FL 33477		Phone Number 561 627 3386	Fax Number 561 624 6480	

Complete and submit this Form DR-420MM-P, Maximum Millage Levy Calculation-Preliminary Disclosure, to your property appraiser with the Form DR-420, Certification of Taxable Value.

**MAXIMUM MILLAGE LEVY CALCULATION
PRELIMINARY DISCLOSURE
INSTRUCTIONS**

General Instructions

Each of the following taxing authorities must complete a DR-420MM-P.

- County
- Municipality
- Special district dependent to a county or municipality
- County MSTU
- Independent special district, including water management districts
- Water management district basin

Voting requirements for millages adopted by a two-thirds or a unanimous vote are based on the full membership of the governing body, not on the number of members present at the time of the vote.

This form calculates the maximum tax levy for 2010 allowed under s. 200.065(5), F.S. Counties and municipalities, including dependent special districts and MSTUs, which adopt a tax levy at the final hearing higher than allowed under s. 200.065, F.S., may be subject to the loss of their half-cent sales tax distribution.

DR-420MM-P shows the preliminary maximum millages and taxes levied based on your proposed adoption vote. Each taxing authority must complete, sign, and submit this form to their property appraiser with their completed DR-420, *Certification of Taxable Value*.

The vote at the final hearing and the resulting maximum may change. After the final hearing, each taxing authority will file a final Form DR-420 MM, *Maximum Millage Levy Calculation Final Disclosure* with Form DR-487, *Certification of Compliance*, with the Department of Revenue.

Line Instructions

Lines 5-10

Only taxing authorities that levied a 2009 millage rate less than their maximum majority vote rate must complete these lines. The adjusted rolled-back rate on Line 10 is the rate that would have been levied if the maximum vote rate for 2009 had been adopted. If these lines are completed, enter the adjusted rate on Line 11.

Line 12

To calculate the maximum millage rate, you must adjust the rolled-back rate by the change in per capita Florida personal income (s. 200.065(5), F.S.). This adjustment is a single percentage used statewide by all taxing authorities. For 2010, the percentage is -1.89%. This adjustment does not affect the rolled-back rate used for TRIM purposes.

Lines 13 and 14

Millage rates are the maximum that could be levied with a majority or two-thirds vote of the full membership of the governing body. With a unanimous vote of the full membership (three-fourths vote of the full membership if the governing body has nine or more members) or a referendum, the maximum millage rate that can be levied is the taxing authority's statutory or constitutional cap.

Line 16

Check the box for the minimum vote necessary at the final hearing to levy your adopted millage rate.

Line 17

Enter the millage rate indicated by the box checked in Line 16. If the proposed millage rate is equal to or below the majority vote maximum millage rate, enter the majority vote maximum. If a two-thirds vote, a unanimous vote, or a referendum is required, enter the proposed millage rate. For a millage requiring more than a majority vote, the proposed millage rate must be entered on Line 17, rather than the maximum rate, so that the comparisons on Lines 21 through 25 are accurate.



ORIGINAL

CERTIFICATION OF TAXABLE VALUE

DR-420
R. 6/10
Rule 12D-16.002
Florida Administrative Code

Year 2010	County VOLUSIA
Principal Authority FLORIDA INLAND NAVIGATION DIST	Taxing Authority FLORIDA INLAND NAVIGATION DIST

SECTION I: COMPLETED BY PROPERTY APPRAISER

1.	Current year taxable value of real property for operating purposes	\$	24,151,100,070	(1)
2.	Current year taxable value of personal property for operating purposes	\$	2,356,412,577	(2)
3.	Current year taxable value of centrally assessed property for operating purposes	\$	48,330,066	(3)
4.	Current year gross taxable value for operating purposes (Line 1 plus Line 2 plus Line 3)	\$	26,555,842,713	(4)
5.	Current year net new taxable value (Add new construction, additions, rehabilitative improvements increasing assessed value by at least 100%, annexations, and tangible personal property value over 115% of the previous year's value. Subtract deletions.)	\$	212,192,435	(5)
6.	Current year adjusted taxable value (Line 4 minus Line 5)	\$	26,343,650,278	(6)
7.	Prior year FINAL gross taxable value from prior year applicable Form DR-403 series	\$	30,562,014,607	(7)
8.	Does the taxing authority include tax increment financing areas? If yes, enter number of worksheets (DR-420TIF) attached. If none, enter 0	<input type="checkbox"/> Yes <input checked="" type="checkbox"/> No	Number 0	(8)
9.	Does the taxing authority levy a voted debt service millage or a millage voted for 2 years or less under s. 9(b), Article VII, State Constitution? (If yes, enter the number of forms DR-420DEBT, Certification of Voted Debt Millage for each debt service levy.)	<input type="checkbox"/> Yes <input checked="" type="checkbox"/> No	Number 0	(9)

SIGN HERE	Property Appraiser Certification	I certify the taxable values above are correct to the best of my knowledge.	
	Signature of Property Appraiser	Date	

SECTION II: COMPLETED BY TAXING AUTHORITY

If this portion of the form is not completed in FULL your authority will be denied TRIM certification and possibly lose its millage levy privilege for the tax year. If any line is not applicable, -0-.

10.	Prior year operating millage levy (If prior year millage was adjusted then use adjusted millage from Form DR-422)	0.0345	per \$1,000	(10)
11.	Prior year ad valorem proceeds (Line 7 multiplied by Line 10, divided by 1,000)	\$	1,054,390	(11)
12.	Amount, if any, paid or applied in prior year as a consequence of an obligation measured by a dedicated increment value (Sum of either Lines 6c or Line 7a for all DR-420TIF forms)	\$	0	(12)
13.	Adjusted prior year ad valorem proceeds (Line 11 minus Line 12)	\$	1,054,390	(13)
14.	Dedicated increment value, if any (Sum of either Line 6b or Line 7e for all DR-420TIF forms)	\$	0	(14)
15.	Adjusted current year taxable value (Line 6 minus Line 14)	\$	26,343,650,278	(15)
16.	Current year rolled-back rate (Line 13 divided by Line 15, multiplied by 1,000)	.0400	per \$1000	(16)
17.	Current year proposed operating millage rate	0.0345	per \$1000	(17)
18.	Total taxes to be levied at proposed millage rate (Line 17 multiplied by Line 4, divided by 1,000)	\$	916,177	(18)

19.	TYPE of principal authority (check one)	<input type="checkbox"/> County	<input checked="" type="checkbox"/> Independent Special District	(19)
		<input type="checkbox"/> Municipality	<input type="checkbox"/> Water Management District	
20.	Applicable taxing authority (check one)	<input checked="" type="checkbox"/> Principal Authority	<input type="checkbox"/> Dependent Special District	(20)
		<input type="checkbox"/> MSTU	<input type="checkbox"/> Water Management District Basin	
21.	Is millage levied in more than one county? (check one)	<input checked="" type="checkbox"/> Yes	<input type="checkbox"/> No	(21)

DEPENDENT SPECIAL DISTRICTS AND MSTUs



STOP HERE - SIGN AND SUBMIT

County wide

22.	Enter the total adjusted prior year ad valorem proceeds of the principal authority, all dependent special districts, and MSTUs levying a millage. (The sum of Line 13 from all DR-420 forms)	\$	County wide 1,054,390	(22)
23.	Current year aggregate rolled-back rate (Line 22 divided by Line 15, multiplied by 1,000)		.0400 per \$1,000	(23)
24.	Current year aggregate rolled-back taxes (Line 4 multiplied by Line 23, divided by 1,000)	\$	1,062,832	(24)
25.	Enter total of all operating ad valorem taxes proposed to be levied by the principal taxing authority, all dependent districts, and MSTUs, if any. (Total of Line 18 from all DR-420 forms)	\$	916,177	(25)
26.	Current year proposed aggregate millage rate (Line 25 divided by Line 4, multiplied by 1,000)		.0345 per \$1,000	(26)
27.	Current year proposed rate as a percent change of rolled-back rate (Line 26 divided by Line 23, minus 1, multiplied by 100)		-13.80 %	(27)

First public budget hearing	Date 9/17/2010	Time 5:30 PM	Place City of West Palm Beach Commission Chambers, 401 Clematis Street, W.P.B. FL 33401
------------------------------------	-------------------	-----------------	--

SIGN HERE	Taxing Authority Certification		I certify the millages and rates are correct to the best of my knowledge. The millages comply with the provisions of s. 200.065 and the provisions of either s. 200.071 or s. 200.081, F.S.		
	Signature of Chief Administrative Officer			Date	
				7/30/10	
	Title ACCOUNTANT		Contact Name GLENN SCAMBLER		
	Mailing Address 1314 MARCINSKI RD		Physical Address 1314 MARCINSKI ROAD		
City, State, Zip JUPITER, FLORIDA 33477		Phone Number 561-627-3386		Fax Number 561-624-6480	