



City of Orange City 2017 Preliminary Tax Roll

Parcel Count

3,999 Real Property
2,493 Personal Property
0 Centrally Assessed

6,492 Total Parcels

Homestead Count

1,629

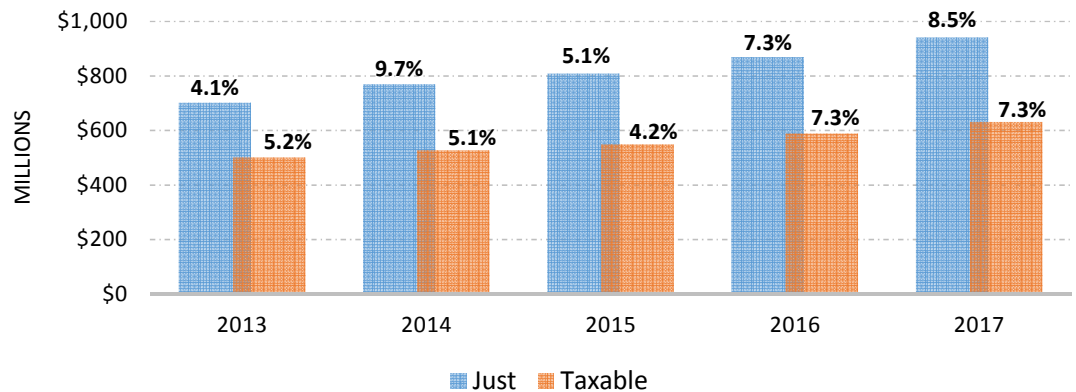
New Construction

Just \$3,069,529
Taxable \$2,993,546

Annexations

Just \$502,677
Taxable \$0

% Annual Change in Just and Taxable Values 2013 - 2017



Just Value

\$940,558,341 100%

Assessment Differentials

- Save Our Homes Differential (193.155, F.S.)
- 10% Non-Homestead Assessment Increase Cap (193.1554, 193.1555, F.S.)
- Agricultural Classification (193.461, F.S.)
- Conservation Lands (193.501, F.S.)

Reduction

\$54,128,876 5.8%
\$23,154,405 2.5%
\$474,799 0.1%
\$0 0.0%

Sub Total

\$77,758,080 8.3%

Assessed Value

\$862,800,261 91.7%

Exemptions

- \$25,000 Homestead (193.031 (1)(a), F.S.)
- Additional \$25,000 Homestead (193.031 (1)(b), F.S.)
- Additional Homestead Age 65 & older up to \$50,000 (196.075, F.S.)
- Additional Homestead Age 65 & older & 25yr Residence (196.075, F.S.)
- \$25,000 Tangible Personal Property
- Governmental Property
- Institutional Property
- Others (Widow, Widowers, Disability, Historic, Economic, etc.)

Reduction

\$40,686,345 4.3%
\$26,909,261 2.9%
\$4,253,881 0.5%
\$0 0.0%
\$10,068,615 1.1%
\$56,417,892 6.0%
\$90,637,425 9.6%
\$2,446,380 0.3%

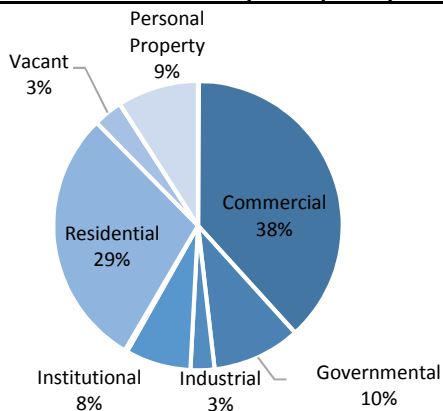
Sub Total

\$231,419,799 24.6%

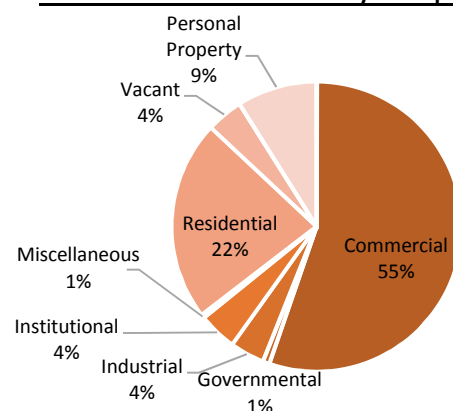
Taxable Value

\$631,380,462 67.1%

2017 Just Value by Property Class



2017 Taxable Value by Property Class



Source: Larry Bartlett, Volusia County Property Appraiser